





PUBLICATION BALANCE SHEET AS OF FEBRUARY 29, 2024
(EXPRESSED IN US DOLLARS)

ASSETS		LIABILITIES AND EQUITY	
CASH AND DUE FROM BANKS	8.650.579	CUSTOMERS' DEPOSITS	15.048.492
Cash	2.332.933	Demand deposits	12.859.046
Central Bank of Venezuela	4.988.393	Noninterest-bearing checking accounts	10.429.766
Banks and other local financial institutions	196	Interest-bearing checking accounts	381.856
Banks and correspondent offices abroad	1.329.057	Current Accounts According to Exchange Agreement No. 20	-
Head Office and Branches	-	Demand deposits and certificates	1.005.358
Clearing House Funds	-	Current Accounts According to the Exchange Market System of L.C.	1.042.066
(Allowance for cash and due from banks)	-	Special funds in trust according to the Exchange Market System of L.C.	-
		Other demand obligations	2.116.111
		Obligations from money market desk transactions	-
		Savings deposits	73.335
		Time deposits	-
		Securities issued by the Bank	-
		Restricted customers' deposits	-
		Rights and shares on securities	-
		OBLIGATIONS WITH CENTRAL BANK OF VENEZUELA	-
		Deposits and obligations with BANAVIH	-
		OTHER BORROWINGS	4.651.842
		Obligations with local financial institutions due in one year or less	4.651.842
		Obligations with local financial institutions due in one year or more	-
		Obligations with foreign financial institutions due in one year or less	-
		Obligations with other foreign financial institutions due in one year or more	-
		Obligations from other borrowings due in one year or less	-
		Obligations from other borrowings due in one year or more	-
		OTHER FINANCIAL INTERMEDIATION OBLIGATIONS	-
		INTERESTS AND COMMISSIONS PAYABLE	91.440
		Accrued liabilities from customers' deposits	21.988
		Accrued liabilities from obligations with Central Bank of Venezuela	-
		Accrued liabilities from deposits and obligations with BANAVIH	-
		Accrued liabilities from other borrowings	69.451
		Accrued liabilities from other financial intermediation obligations	-
		Accrued liabilities from other obligations	-
		Accrued liabilities from subordinated obligations	-
		ACCRUALS AND OTHER LIABILITIES	7.770.875
		SUBORDINATED OBLIGATIONS	-
		OTHER OBLIGATIONS	-
		TOTAL LIABILITIES	27.562.649
		OPERATING MANAGEMENT	202.369
		TOTAL EQUITY	6.922.044
		TOTAL LIABILITIES AND EQUITY	34.687.062
		DEBIT CONTINGENT ACCOUNTS	-
		TRUST ASSETS	-
		OTHER TRUSTS	-
		DEBIT ACCOUNTS FROM OTHER TRUSTS	-
		(HOUSING AND HABITAT BENEFIT SYSTEM)	-
		OTHER DEBIT ACCOUNTS FROM SAVINGS HOUSING FUNDS	-
		OTHER DEBIT MEMORANDUM ACCOUNTS	24.154.793
		OTHER DEBIT CONTROL ACCOUNTS	-
		TRUST COMMISSIONS FOR OPERATIONS IN SOVEREIGN CRYPTOACTIVE	-

TRUST FUND EQUITY (DETAILS)						
TYPES OF TRUST FUNDS	INDIVIDUALS	LEGAL ENTITIES	CENTRAL ADMINISTRATION	STATE, MUNICIPAL AND DC PUBLIC ADM.	DECENTRALIZED ENTITIES AND OTHER SPECIAL REG. ORG.	TOTAL
Investments	-	-	-	-	-	-
Collateral	-	-	-	-	-	-
Administration	-	-	-	-	-	-
Combined	-	-	-	-	-	-
Other	-	-	-	-	-	-
TOTAL	-	-	-	-	-	-

PUBLICATION STATEMENT OF PROFIT OR LOSS FOR THE PERIOD FROM JANUARY 1, 2024 TO FEBRUARY 29, 2024
(EXPRESSED IN US DOLLARS)

FINANCE INCOME	1.245.191	Other operating income	1.351.338
Cash and due from banks	-	Other operating expenses	(141.602)
Investment securities	57.708	FINANCIAL INTERMEDIATION MARGIN	1.469.271
Loan portfolio	1.187.478	COSTS OF OPERATIONS	(833.666)
Other receivables	-	Personnel expenses	(220.022)
Investments in subsidiaries, affiliates and branches.	-	General and administration expenses	(572.264)
Head Office and Branches	-	Contributions to FOGADE	(15.840)
Other finance income	5	Contributions to SUDEBAN	(25.539)
FINANCE EXPENSES	(885.944)	GROSS OPERATING MARGIN	635.605
Customers' deposits	(327.768)	Income from foreclosed assets	-
Obligations with B.C.V	-	Income from special programs	-
Deposits and obligations with BANAVIH	-	Sundry operating income	9.330
Other borrowings	(558.168)	Expenses from foreclosed assets	-
Other financial intermediation obligations	-	Depreciation, amortization and impairment of sundry goods	(399.903)
Subordinated obligations	-	Sundry operating expenses	-
Other obligations	-	NET OPERATING MARGIN	245.032
Head Office and Branches	-	Extraordinary income	-
Other finance expenses	(8)	Extraordinary expenses	-
GROSS FINANCIAL MARGIN	359.247	GROSS PROFIT BEFORE TAX	245.032
Income from recovery of financial assets	7.031	Income tax	(42.663)
Expenses from uncollectible and impaired financial assets	(106.744)	NET PROFIT FOR THE PERIOD	202.369
Uncollectible loans and other receivables	(106.744)		
Recording of allowance and adjustments to cash and due from banks	-		
NET FINANCIAL MARGIN	259.535		

			
President of Directors Board	Director	Administration of Financial Control Manager	Internal Audit
Investments assigned	-	Microloans	10.075.887
Agricultural portfolio for the month	-	Loans to tourism sector as per current laws	-
Cumulative agricultural portfolio	-	Mortgage loans as per Special Protection Law of the Housing Mortgage Debtor	-
Deposits from official entities	8.010.376	Loans to the manufacturing sector	-
		Equity-debt ratio	26,36%