


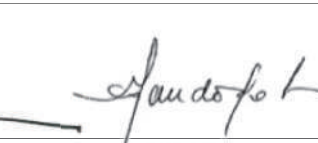


PUBLICATION BALANCE SHEET AS OF AUGUST 31, 2023

ASSETS		LIABILITIES AND EQUITY	
CASH AND DUE FROM BANKS	4.211.616	CUSTOMERS' DEPOSITS	13.260.300
Cash	2.300.685	Demand deposits	11.285.121
Central Bank of Venezuela	1.492.570	Noninterest-bearing checking accounts	6.370.602
Banks and other local financial institutions	231	Interest-bearing checking accounts	2.630.588
Banks and correspondent offices abroad	418.129	Current Accounts According to Exchange Agreement No. 20	-
Head Office and Branches	-	Demand deposits and certificates	1.326.556
Clearing House Funds	-	Current Accounts According to the Exchange Market System of L.C.	957.376
(Allowance for cash and due from banks)	-	Special funds in trust according to the Exchange Market System of L.C.	-
		Other demand obligations	1.911.026
		Obligations from money market desk transactions	-
		Savings deposits	64.153
		Time deposits	-
		Securities issued by the Bank	-
		Restricted customers' deposits	-
		Rights and shares on securities	-
INVESTMENT SECURITIES	1.399.054	OBLIGATIONS WITH CENTRAL BANK OF VENEZUELA	-
Placements in Central Bank of Venezuela and Interbank Transactions	580.166	Deposits and obligations with BANAVIH	-
Trading investment securities	-	OTHER BORROWINGS	5.272.541
Available-for-sale investment securities	138	Obligations with local financial institutions due in one year or less	5.272.541
Held-to-maturity investment securities	818.750	Obligations with local financial institutions due in one year or more	-
Restricted cash investments	-	Obligations with foreign financial institutions due in one year or less	-
Other investment securities	-	Obligations with other foreign financial institutions due in one year or more	-
(Allowance for investment securities)	-	Obligations from other borrowings due in one year or less	-
		Obligations from other borrowings due in one year or more	-
		OTHER FINANCIAL INTERMEDIATION OBLIGATIONS	-
LOAN PORTFOLIO	9.013.529	INTERESTS AND COMMISSIONS PAYABLE	146.602
Current loans	9.282.177	Accrued liabilities from customers' deposits	41.338
Restructured loans	-	Accrued liabilities from obligations with Central Bank of Venezuela	-
Past-due loans	83.975	Accrued liabilities from deposits and obligations with BANAVIH	-
Loans in litigation	-	Accrued liabilities from other borrowings	105.263
(Allowance for loan portfolio)	(352.623)	Accrued liabilities from other financial intermediation obligations	-
		Accrued liabilities from other obligations	-
		Accrued liabilities from subordinated obligations	-
		ACCRUALS AND OTHER LIABILITIES	1.498.013
		SUBORDINATED OBLIGATIONS	-
		OTHER OBLIGATIONS	-
		TOTAL LIABILITIES	20.177.456
		OPERATING MANAGEMENT	131.829
		TOTAL EQUITY	6.492.704
		TOTAL LIABILITIES AND EQUITY	26.801.988
		DEBIT CONTINGENT ACCOUNTS	-
		TRUST ASSETS	-
		OTHER TRUSTS	-
		DEBIT ACCOUNTS FROM OTHER TRUSTS	-
		(HOUSING AND HABITAT BENEFIT SYSTEM)	-
		OTHER DEBIT ACCOUNTS FROM SAVINGS HOUSING FUNDS	-
		OTHER DEBIT MEMORANDUM ACCOUNTS	21.767.965
		OTHER DEBIT CONTROL ACCOUNTS	-
		TRUST COMMISSIONS FOR OPERATIONS IN SOVEREIGN CRYPTOACTIVE	-
TOTAL ASSETS	26.801.988		

TRUST FUND EQUITY (DETAILS)						
TYPES OF TRUST FUNDS	INDIVIDUALS	LEGAL ENTITIES	CENTRAL ADMINISTRATION	STATE, MUNICIPAL AND DC PUBLIC ADM.	DECENTRALIZED ENTITIES AND OTHER SPECIAL REG. ORG.	TOTAL
Investments	-	-	-	-	-	-
Collateral	-	-	-	-	-	-
Administration	-	-	-	-	-	-
Combined	-	-	-	-	-	-
Other	-	-	-	-	-	-
TOTAL	-	-	-	-	-	-

PUBLICATION STATEMENT OF PROFIT OR LOSS FOR THE PERIOD FROM JULY 01, 2023 TO AUGUST 31, 2023

FINANCE INCOME	1.054.222	Other operating income	1.146.397
Cash and due from banks	-	Other operating expenses	(76.940)
Investment securities	52.678	FINANCIAL INTERMEDIATION MARGIN	1.370.134
Loan portfolio	1.001.544	COSTS OF OPERATIONS	(988.252)
Other receivables	-	Personnel expenses	(454.628)
Investments in subsidiaries, affiliates and branches.	-	General and administration expenses	(506.628)
Head Office and Branches	-	Contributions to the Guarantee Fund for Deposits and Banking Protection	(10.694)
Other finance income	-	Contributions to the Superintendency of Banks and Other Financial Institutions	(16.403)
FINANCE EXPENSES	(664.797)	GROSS OPERATING MARGIN	381.882
Customers' deposits	(191.319)	Income from foreclosed assets	-
Obligations with Central Bank of Venezuela	-	Income from special programs	-
Deposits and obligations with BANAVIH	-	Sundry operating income	10.846
Other borrowings	(473.474)	Expenses from foreclosed assets	-
Other financial intermediation obligations	-	Depreciation, amortization and impairment of sundry goods	-
Subordinated obligations	-	Sundry operating expenses	(260.900)
Other obligations	-	NET OPERATING MARGIN	131.829
Head Office and Branches	-	Extraordinary income	-
Other finance expenses	(4)	Extraordinary expenses	-
GROSS FINANCIAL MARGIN	389.426	GROSS PROFIT BEFORE TAX	131.829
Income from recovery of financial assets	1.290	Income tax	-
Expenses from uncollectible and impaired financial assets	(90.038)	NET PROFIT FOR THE PERIOD	131.829
Uncollectible loans and other receivables	(90.038)		
Recording of allowance and adjustments to cash and due from banks	-		
NET FINANCIAL MARGIN	300.677		

			
President of Directors Board	Director	Administration and Financial Control Manager	Internal Audit
Investments assigned	-	Microloans	9.162.784
Agricultural portfolio for the month	-	Loans to tourism sector as per current laws	-
Cumulative agricultural portfolio	-	Mortgage loans as per Special Protection Law of the Housing Mortgage Debtor	-
Deposits from official entities	6.645.540	Loans to the manufacturing sector	-
		Equity-debt ratio	28,61%