


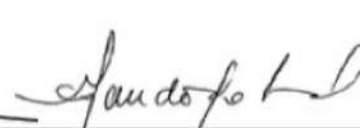


PUBLICATION BALANCE SHEET AS OF APRIL 30, 2023

ASSETS		LIABILITIES AND EQUITY	
CASH AND DUE FROM BANKS	5.190.617	CUSTOMERS' DEPOSITS	12.567.239
Cash	1.809.944	Demand deposits	10.760.629
Central Bank of Venezuela	3.123.218	Noninterest-bearing checking accounts	6.930.807
Banks and other local financial institutions	291	Interest-bearing checking accounts	2.480.843
Banks and correspondent offices abroad	257.165	Current Accounts According to Exchange Agreement No. 20	-
Head Office and Branches	-	Demand deposits and certificates	590.252
Clearing House Funds	-	Current Accounts According to the Exchange Market System of L.C.	758.727
(Allowance for cash and due from banks)	-	Special plans in trust according to the Exchange Market System of L.C.	-
		Other demand obligations	1.749.185
INVESTMENT SECURITIES	814.961	Obligations from money market desk transactions	-
Placements in Central Bank of Venezuela and Interbank Transactions	-	Savings deposits	57.425
Trading investment securities	-	Time deposits	-
Available-for-sale investment securities	160	Securities issued by the Bank	-
Held-to-maturity investment securities	814.800	Restricted customers' deposits	-
Restricted cash investments	-	Rights and shares on securities	-
Other investment securities	-	OBLIGATIONS WITH CENTRAL BANK OF VENEZUELA	-
(Allowance for investment securities)	-	Deposits and obligations with BANAVIH	-
		OTHER BORROWINGS	3.627.269
LOAN PORTFOLIO	7.533.443	Obligations with local financial institutions due in one year or less	3.627.269
Current loans	7.755.442	Obligations with local financial institutions due in one year or more	-
Restructured loans	-	Obligations with foreign financial institutions due in one year or less	-
Past-due loans	224.452	Obligations with other foreign financial institutions due in one year or more	-
Loans in litigation	334.722	Obligations from other borrowings due in one year or less	-
(Allowance for loan portfolio)	(781.174)	Obligations from other borrowings due in one year or more	-
		OTHER FINANCIAL INTERMEDIATION OBLIGATIONS	-
INTERESTS AND COMMISSIONS RECEIVABLE	107.082	INTERESTS AND COMMISSIONS PAYABLE	63.566
Accrued interest receivable from cash and due from banks	-	Accrued liabilities from customers' deposits	19.683
Accrued interest receivable from investment securities	386.203	Accrued liabilities from obligations with Central Bank of Venezuela	-
Accrued interest receivable from loan portfolio	65.951	Accrued liabilities from deposits and obligations with BANAVIH	-
Commissions receivable	7.424	Accrued liabilities from other borrowings	43.883
Accrued interest and commissions receivable from other receivables	-	Accrued liabilities from other financial intermediation obligations	-
(Allowance for accrued interest receivable and other)	(352.496)	Accrued liabilities from other obligations	-
		Accrued liabilities from subordinated obligations	-
INVESTMENTS IN SUBSIDIARIES, AFFILIATES AND BRANCHES	-	ACCRUALS AND OTHER LIABILITIES	2.860.960
Investments in subsidiaries and affiliates	-	SUBORDINATED OBLIGATIONS	-
Investments in branches	-	OTHER OBLIGATIONS	-
(Allowance for investments in subsidiaries, affiliates and branches)	-	TOTAL LIABILITIES	19.119.034
		OPERATING MANAGEMENT	357.831
FORECLOSED ASSETS	-	TOTAL EQUITY	6.341.535
PREMISES AND EQUIPMENT	1.983.158	TOTAL LIABILITIES AND EQUITY	25.818.400
OTHER ASSETS	10.189.138		
		DEBIT CONTINGENT ACCOUNTS	-
TOTAL ASSETS	25.818.400	TRUST ASSETS	-
		OTHER TRUSTS	-
		DEBIT ACCOUNTS FROM OTHER TRUSTS	-
		(HOUSING AND HABITAT BENEFIT SYSTEM)	-
		OTHER DEBIT ACCOUNTS FROM SAVINGS HOUSING FUNDS	-
		OTHER DEBIT MEMORANDUM ACCOUNTS	16.459.316
		OTHER DEBIT CONTROL ACCOUNTS	-
		TRUST COMMISSIONS FOR OPERATIONS IN SOVEREIGN CRYPTOACTIVE	-

TRUST FUND EQUITY (DETAILS)						
TYPES OF TRUST FUNDS	INDIVIDUALS	LEGAL ENTITIES	CENTRAL ADMINISTRATION	STATE, MUNICIPAL AND DC PUBLIC ADM	DECENTRALIZED ENTITIES AND OTHER SPECIAL REG. ORG.	TOTAL
Investments	-	-	-	-	-	-
Collateral	-	-	-	-	-	-
Administration	-	-	-	-	-	-
Combined	-	-	-	-	-	-
Other	-	-	-	-	-	-
TOTAL	-	-	-	-	-	-

PUBLICATION STATEMENT OF PROFIT OR LOSS FOR THE PERIOD FROM JANUARY 01, 2023 TO APRIL 30, 2023

FINANCE INCOME	2.922.284	Other operating income	2.047.226
Cash and due from banks	-	Other operating expenses	(136.688)
Investment securities	75.676	FINANCIAL INTERMEDIATION MARGIN	4.245.852
Loan portfolio	2.846.558	COSTS OF OPERATIONS	(3.168.544)
Other receivables	-	Personnel expenses	(1.472.801)
Investments in subsidiaries, affiliates and branches.	-	General and administration expenses	(1.658.256)
Head Office and Branches	-	Contributions to the Guarantee Fund for Deposits and Banking Protection	(10.254)
Other finance income	50	Contributions to the Superintendency of Banks and Other Financial Institutions	(27.233)
FINANCE EXPENSES	(458.373)	GROSS OPERATING MARGIN	1.077.307
Customers' deposits	-	Income from foreclosed assets	-
Obligations with Central Bank of Venezuela	(119.028)	Income from special programs	-
Deposits and obligations with BANAVIH	-	Sundry operating income	764
Other borrowings	(339.339)	Expenses from foreclosed assets	-
Other financial intermediation obligations	-	Depreciation, amortization and impairment of sundry goods	(719.900)
Subordinated obligations	-	Sundry operating expenses	-
Other obligations	-	NET OPERATING MARGIN	358.171
Head Office and Branches	-	Extraordinary income	-
Other finance expenses	(5)	Extraordinary expenses	(340)
GROSS FINANCIAL MARGIN	2.463.911	GROSS PROFIT BEFORE TAX	357.831
Income from recovery of financial assets	4.169	Income tax	-
Expenses from uncollectible and impaired financial assets	(132.767)	NET PROFIT FOR THE PERIOD	357.831
Uncollectible loans and other receivables	(132.767)		
Recording of allowance and adjustments to cash and due from banks	-		
NET FINANCIAL MARGIN	2.335.313		

			
President of Directors Board	Director	Administration and Financial Control Manager	Internal Audit
Investments assigned	-	Microloans	8.198.787
Agricultural portfolio for the month	-	Loans to tourism sector as per current laws	-
Cumulative agricultural portfolio	-	Mortgage loans as per Special Protection Law of the Housing Mortgage Debtor	-
Deposits from official entities	7.876.211	Loans to the manufacturing sector	-
		Equity-debt ratio	32,15%