





PUBLICATION BALANCE SHEET AS OF APRIL 30, 2025
(EXPRESSED IN US DOLLARS)

ASSETS		LIABILITIES AND EQUITY	
CASH AND DUE FROM BANKS		CUSTOMERS' DEPOSITS	
15.921.721		22.614.121	
Cash	2.967.118	Demand deposits	21.573.824
Central Bank of Venezuela	8.141.237	Noninterest-bearing checking accounts	11.103.310
Banks and other local financial institutions	69	Interest-bearing checking accounts	352.439
Banks and correspondent offices abroad	4.813.296	Current Accounts According to Exchange Agreement No. 20	-
Head Office and Branches	-	Demand deposits and certificates	8.170.933
Clearing House Funds	-	Current Accounts According to the Exchange Market System of L.C.	1.947.142
(Allowance for cash and due from banks)	-	Special funds in trust according to the Exchange Market System of L.C.	-
INVESTMENT SECURITIES	1.411.245	Other demand obligations	910.867
Placements in Central Bank of Venezuela and Interbank Transactions	-	Obligations from money market desk transactions	-
Trading investment securities	-	Savings deposits	129.430
Available-for-sale investment securities	273	Time deposits	-
Held-to-maturity investment securities	838.272	Securities issued by the Bank	-
Restricted cash investments	722.700	Restricted customers' deposits	-
Other investment securities	-	Rights and shares on securities	-
(Allowance for investment securities)	(150.000)	OBLIGATIONS WITH CENTRAL BANK OF VENEZUELA	-
LOAN PORTFOLIO	17.277.821	DEPOSITS AND OBLIGATIONS WITH BANAVIH	233.046
Current loans	18.660.290	Deposits and Obligations with BANAVIH in one year or less	233.046
Restructured loans	-	Deposits and Obligations with BANAVIH in one year or more	-
Past-due loans	2.465.985	OTHER BORROWINGS	3.515.459
Loans in litigation	-	Obligations with local financial institutions due in one year or less	3.515.459
(Allowance for loan portfolio)	(3.848.455)	Obligations with local financial institutions due in one year or more	-
INTERESTS AND COMMISSIONS RECEIVABLE	222.077	Obligations with foreign financial institutions due in one year or less	-
Accrued interest receivable from cash and due from banks	-	Obligations with other foreign financial institutions due in one year or more	-
Accrued interest receivable from investment securities	568.241	Obligations from other borrowings due in one year or less	-
Accrued interest receivable from loan portfolio	223.859	Obligations from other borrowings due in one year or more	-
Commissions receivable	146.736	OTHER FINANCIAL INTERMEDIATION OBLIGATIONS	-
Accrued interest and commissions receivable from other receivables	-	INTERESTS AND COMMISSIONS PAYABLE	193.883
(Allowance for accrued interest receivable and other)	(716.760)	Accrued liabilities from customers' deposits	161.479
INVESTMENTS IN SUBSIDIARIES, AFFILIATES AND BRANCHES	-	Accrued liabilities from obligations with Central Bank of Venezuela	-
Investments in subsidiaries and affiliates	-	Accrued liabilities from deposits and obligations with BANAVIH	3.111
Investments in branches	-	Accrued liabilities from other borrowings	29.293
(Allowance for investments in subsidiaries, affiliates and branches)	-	Accrued liabilities from other financial intermediation obligations	-
FORECLOSED ASSETS	-	Accrued liabilities from other obligations	-
PREMISES AND EQUIPMENT	472.552	Accrued liabilities from subordinated obligations	-
OTHER ASSETS	8.670.101	ACCRUALS AND OTHER LIABILITIES	2.567.224
TOTAL ASSETS	43.975.517	SUBORDINATED OBLIGATIONS	-
DEBIT CONTINGENT ACCOUNTS	-	OTHER OBLIGATIONS	-
TRUST ASSETS	-	TOTAL LIABILITIES	29.123.734
OTHER TRUSTS	-	OPERATING MANAGEMENT	448.908
DEBIT ACCOUNTS FROM OTHER TRUSTS	-	TOTAL EQUITY	14.402.876
(HOUSING AND HABITAT BENEFIT SYSTEM)	-	TOTAL LIABILITIES AND EQUITY	43.975.517
OTHER DEBIT ACCOUNTS FROM SAVINGS HOUSING FUNDS	-		
OTHER DEBIT MEMORANDUM ACCOUNTS	26.095.890		
OTHER DEBIT CONTROL ACCOUNTS	-		
TRUST COMMISSIONS FOR OPERATIONS IN SOVEREIGN CRYPTOACTIVE	-		

TRUST FUND EQUITY (DETAILS)						
TYPES OF TRUST FUNDS	INDIVIDUALS	LEGAL ENTITIES	CENTRAL ADMINISTRATION	STATE, MUNICIPAL AND DC PUBLIC ADM.	DECENTRALIZED ENTITIES AND OTHER SPECIAL REG. ORG.	TOTAL
Investments	-	-	-	-	-	-
Collateral	-	-	-	-	-	-
Administration	-	-	-	-	-	-
Combined	-	-	-	-	-	-
Other	-	-	-	-	-	-
TOTAL	-	-	-	-	-	-

PUBLICATION STATEMENT OF PROFIT OR LOSS FOR THE PERIOD FROM JANUARY 01, 2025 TO APRIL 30, 2025
(EXPRESSED IN US DOLLARS)

FINANCE INCOME	5.563.359	Other operating income	2.212.738
Cash and due from banks	-	Other operating expenses	(197.209)
Investment securities	82.285	FINANCIAL INTERMEDIATION MARGIN	2.668.055
Loan portfolio	5.481.059	COSTS OF OPERATIONS	(2.036.226)
Other receivables	-	Personnel expenses	(849.308)
Investments in subsidiaries, affiliates and branches.	-	General and administration expenses	(1.105.013)
Head Office and Branches	-	Contributions to FOGADE	(34.567)
Other finance income	15	Contributions to SUDEBAN	(47.339)
FINANCE EXPENSES	(2.925.110)	GROSS OPERATING MARGIN	631.830
Customers' deposits	(2.167.575)	Income from foreclosed assets	-
Obligations with B.C.V	-	Income from special programs	-
Deposits and obligations with BANAVIH	(29.848)	Sundry operating income	16.034
Other borrowings	(708.118)	Expenses from foreclosed assets	-
Other financial intermediation obligations	-	Depreciation, amortization and impairment of sundry goods	-
Subordinated obligations	-	Sundry operating expenses	(54.707)
Other obligations	-	NET OPERATING MARGIN	593.156
Head Office and Branches	-	Extraordinary income	-
Other finance expenses	(19.569)	Extraordinary expenses	-
GROSS FINANCIAL MARGIN	2.638.249	GROSS PROFIT BEFORE TAX	593.156
Income from recovery of financial assets	562	Income tax	(144.249)
Expenses from uncollectible and impaired financial assets	(1.986.284)	NET PROFIT FOR THE PERIOD	448.908
Uncollectible loans and other receivables	(1.909.763)		
Recording of allowance and adjustments to cash and due from banks	(76.521)		
NET FINANCIAL MARGIN	652.526		

			
President of Directors Board	Director	Executive Vice President of Planning and Finance	Internal Audit
Investments assigned	-	Microloans	20.857.065
Agricultural portfolio for the month	-	Loans to tourism sector as per current laws	-
Cumulative agricultural portfolio	-	Mortgage loans as per Special Protection Law of the Housing Mortgage Debtor	-
Deposits from official entities	13.533.869	Loans to the manufacturing sector	-
		Equity-debt ratio	44,70%